

TABELTRÆNING som HENTE-MATEMATIK

Sådan gør du:

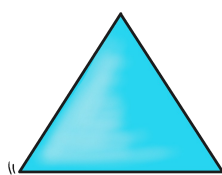


Klip det sæt tabelkort ud, som I gerne vil træne, og hæng dem op rundt omkring udenfor klasselokalet på et større område.

Alle elever får en kopi af det første "tomme" ark. Dette ark skal blive liggende på elevens bord i klassen. Eleven går nu ud og finder et af regnestykkerne, gentager det for sig selv hele vejen ind til sin plads i klassen (ex. "2 · 2 er 4", "2 · 2 er 4", "2 · 2 er 4" osv.) og skriver det ind på arket ved rette symbol. Går ud og finder et nyt.

Nogle undre sig over, at svaret står skrevet på kortene fra starten af, men denne aktivitet handler ikke om at øve sig i at regne. Det handler om hukommelsestræning af nogle bestemte regnestykker - dette gøres ved sige det til sig selv hele vejen ind til sin plads. Derfor er det altså ikke ret smart, hvis man kun lærer at huske regnestykket udenad ("2 · 2"), men ikke hvad det giver 😊

Start med at få styr på regnestykkerne fra 2, 5, 10, og 3-tabellen.

Hvis det går godt, så kan I fortsæt med nogle af de andre. Det er også muligt at hænge flere forskellige op samtidig og lade eleverne træne med den farve, som han/hun er kommet til. Husk også at supplere denne hukommelsestræning med hensigtsmæssige strategier til at bruge de regnestykker, som eleverne allerede kan udenad, til at regne de regnestykker, som eleverne ikke kan endnu!



Indhold/farvekode

Elev ark

2-tabellen

5-tabellen

10-tabellen

3-tabellen

Kvadrattal

Andre nyttige




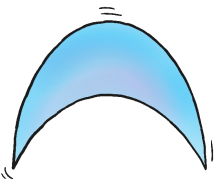

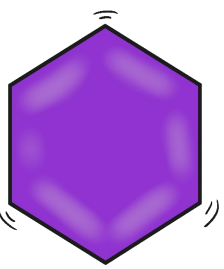



4-tabellen

6-tabellen


7-tabellen

8-tabellen

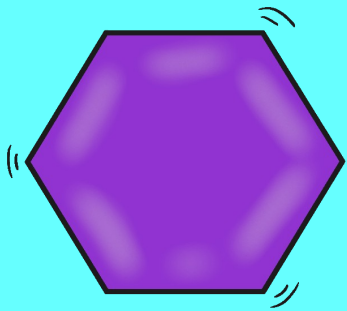
9-tabellen



2-tabellen (Klip ud og hæng op)




$$1 \cdot 2 = 2$$




$$2 \cdot 2 = 4$$



$$3 \cdot 2 = 6$$

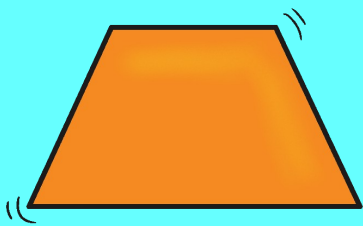


$$4 \cdot 2 = 8$$



$$5 \cdot 2 = 10$$


2-tabellen (Klip ud og hæng op)



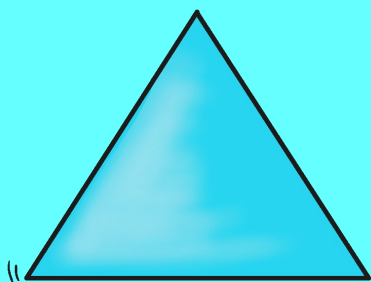
$$6 \cdot 2 = 12$$



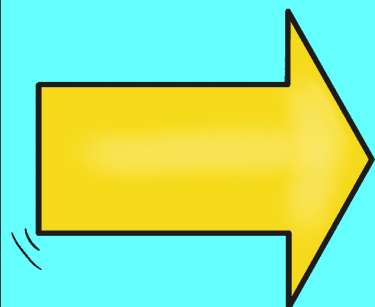
$$7 \cdot 2 = 14$$



$$8 \cdot 2 = 16$$

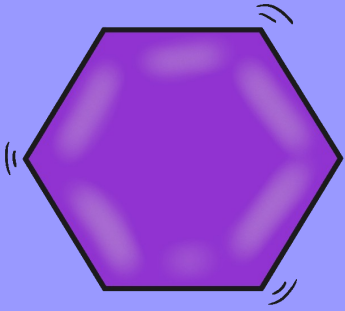


$$9 \cdot 2 = 18$$




$$10 \cdot 2 = 20$$


5-tabellen (Klip ud og hæng op)



$$1 \cdot 5 = 5$$




$$2 \cdot 5 = 10$$



$$3 \cdot 5 = 15$$

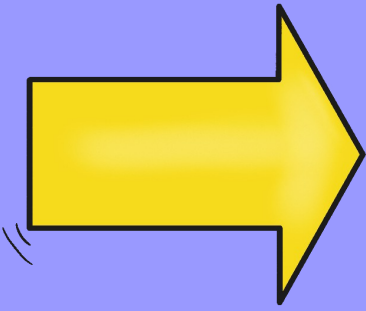


$$4 \cdot 5 = 20$$




$$5 \cdot 5 = 25$$


5-tabellen (Klip ud og hæng op)




$$6 \cdot 5 = 30$$



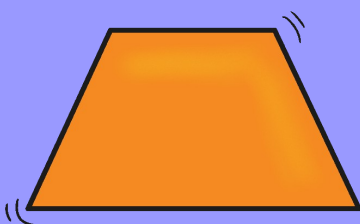
$$7 \cdot 5 = 35$$



$$8 \cdot 5 = 40$$




$$9 \cdot 5 = 45$$




$$10 \cdot 5 = 50$$

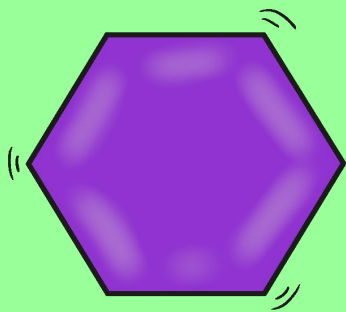
10-tabellen (Klip ud og hæng op)



$$1 \cdot 10 = 10$$



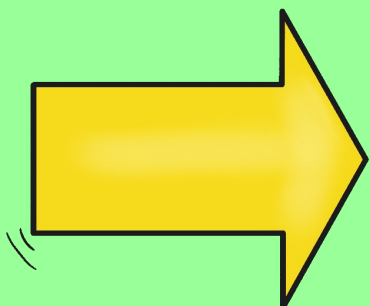
$$2 \cdot 10 = 20$$



$$3 \cdot 10 = 30$$



$$4 \cdot 10 = 40$$




$$5 \cdot 10 = 50$$


10-tabellen (Klip ud og hæng op)




$$6 \cdot 10 = 60$$



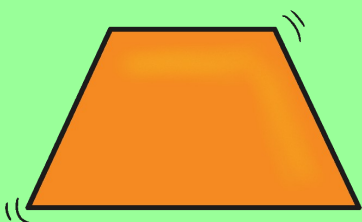
$$7 \cdot 10 = 70$$



$$8 \cdot 10 = 80$$

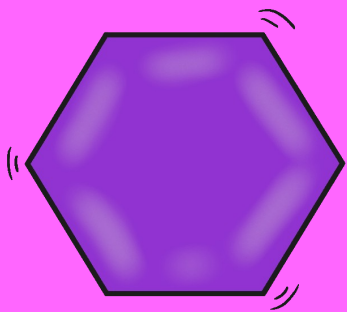


$$9 \cdot 10 = 90$$




$$10 \cdot 10 = 100$$


3-tabellen (Klip ud og hæng op)




$$1 \cdot 3 = 3$$




$$2 \cdot 3 = 6$$



$$3 \cdot 3 = 9$$




$$4 \cdot 3 = 12$$




$$5 \cdot 3 = 15$$


3-tabellen (Klip ud og hæng op)



$$6 \cdot 3 = 18$$




$$7 \cdot 3 = 21$$



$$8 \cdot 3 = 24$$




$$9 \cdot 3 = 27$$



$$10 \cdot 3 = 30$$

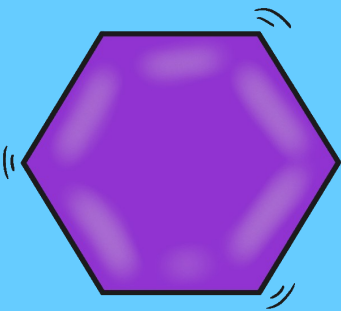
Kvadrattal (Klip ud og hæng op)



$$1 \cdot 1 = 1$$




$$2 \cdot 2 = 4$$



$$3 \cdot 3 = 9$$




$$4 \cdot 4 = 16$$

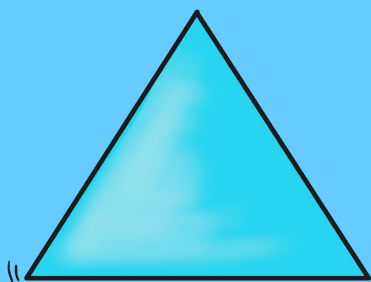


$$5 \cdot 5 = 25$$


Kvadrattal (Klip ud og hæng op)



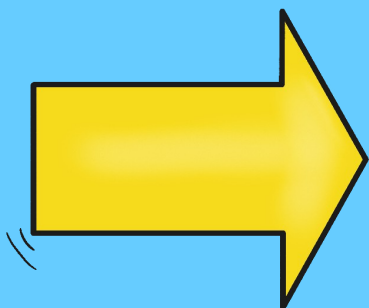
$$6 \cdot 6 = 36$$



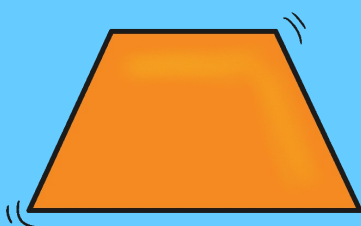
$$7 \cdot 7 = 49$$



$$8 \cdot 8 = 64$$



$$9 \cdot 9 = 81$$



$$10 \cdot 10 = 100$$


Andre nyttige (Klip ud og hæng op)




$$2 \cdot 25 = 50$$




$$3 \cdot 25 = 75$$



$$4 \cdot 25 = 100$$

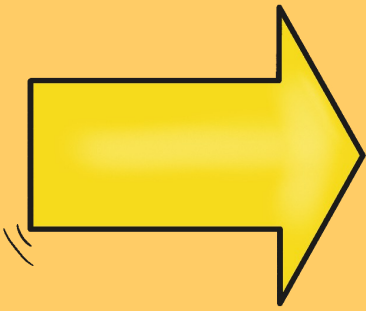


$$2 \cdot 20 = 40$$




$$3 \cdot 20 = 60$$


Andre nyttige (Klip ud og hæng op)



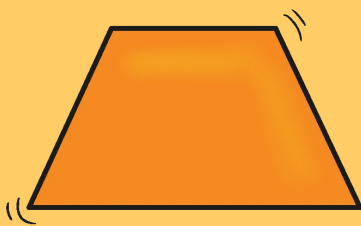
$$4 \cdot 20 = 80$$



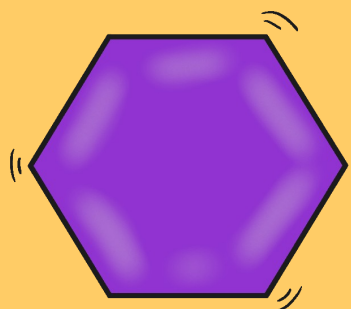
$$5 \cdot 20 = 100$$



$$2 \cdot 50 = 100$$



$$11 \cdot 11 = 121$$

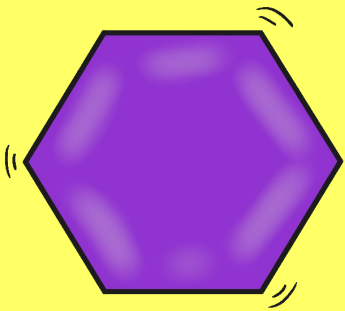


$$12 \cdot 12 = 144$$


4-tabellen (Klip ud og hæng op)




$$1 \cdot 4 = 4$$




$$2 \cdot 4 = 8$$



$$3 \cdot 4 = 12$$




$$4 \cdot 4 = 16$$




$$5 \cdot 4 = 20$$

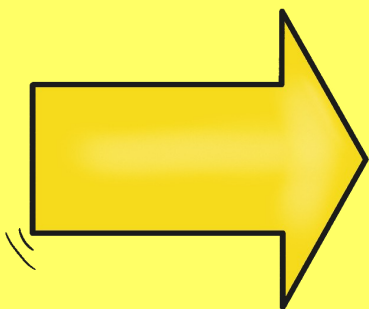
4-tabellen (Klip ud og hæng op)




$$6 \cdot 4 = 24$$




$$7 \cdot 4 = 28$$



$$8 \cdot 4 = 32$$



$$9 \cdot 4 = 36$$




$$10 \cdot 4 = 40$$

6-tabellen (Klip ud og hæng op)



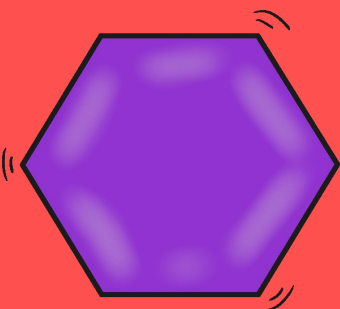
$$1 \cdot 6 = 6$$




$$2 \cdot 6 = 12$$



$$3 \cdot 6 = 18$$




$$4 \cdot 6 = 24$$




$$5 \cdot 6 = 30$$


6-tabellen (Klip ud og hæng op)



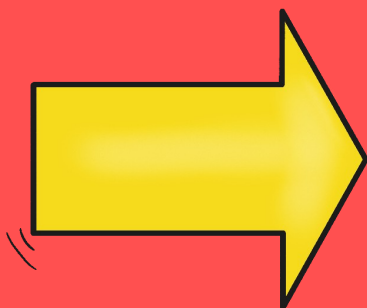
$$6 \cdot 6 = 36$$




$$7 \cdot 6 = 42$$



$$8 \cdot 6 = 48$$

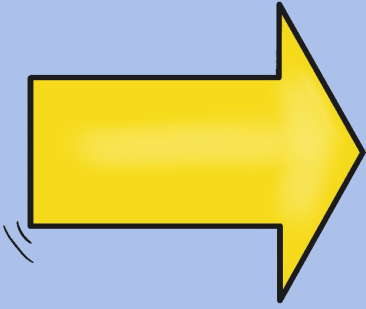


$$9 \cdot 6 = 54$$

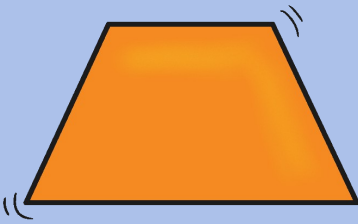


$$10 \cdot 6 = 60$$


7-tabellen (Klip ud og hæng op)




$$1 \cdot 7 = 7$$




$$2 \cdot 7 = 14$$



$$3 \cdot 7 = 21$$



$$4 \cdot 7 = 28$$



$$5 \cdot 7 = 35$$


7-tabellen (Klip ud og hæng op)



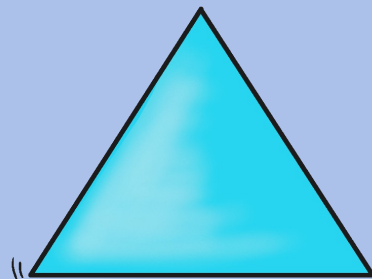
$$6 \cdot 7 = 42$$



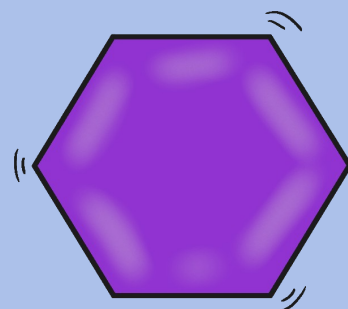
$$7 \cdot 7 = 49$$



$$8 \cdot 7 = 56$$




$$9 \cdot 7 = 63$$

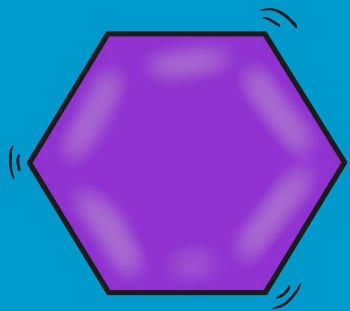


$$10 \cdot 7 = 70$$


8-tabellen (Klip ud og hæng op)



$$1 \cdot 8 = 8$$



$$2 \cdot 8 = 16$$



$$3 \cdot 8 = 24$$




$$4 \cdot 8 = 32$$




$$5 \cdot 8 = 40$$


8-tabellen (Klip ud og hæng op)




$$6 \cdot 8 = 48$$




$$7 \cdot 8 = 56$$



$$8 \cdot 8 = 64$$




$$9 \cdot 8 = 72$$




$$10 \cdot 8 = 80$$

9-tabellen (Klip ud og hæng op)



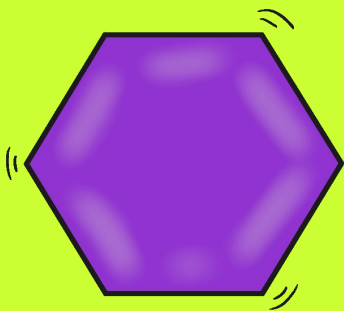
$$1 \cdot 9 = 9$$




$$2 \cdot 9 = 18$$



$$3 \cdot 9 = 27$$




$$4 \cdot 9 = 36$$




$$5 \cdot 9 = 45$$


9-tabellen (Klip ud og hæng op)



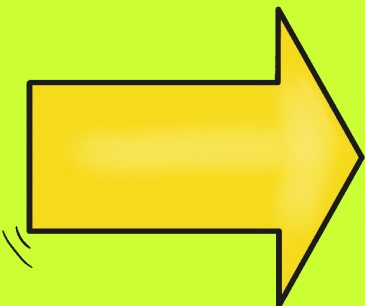
$$6 \cdot 9 = 54$$



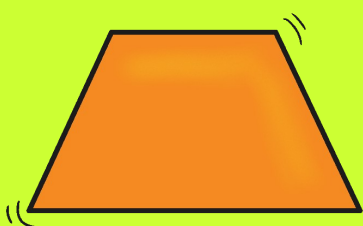
$$7 \cdot 9 = 63$$



$$8 \cdot 9 = 72$$



$$9 \cdot 9 = 81$$



$$10 \cdot 9 = 90$$