


MULTIPLIKATION - del op i flere mindre gangestykker

Disse opgaveark har fokus på hvordan man altid kan opdele gangestykker i flere mindre gangestykker. På den måde kan man lære at bruge de gangestykker, som man allerede kan udenad, til at regne de gangestykker som man ikke kan udenad endnu.


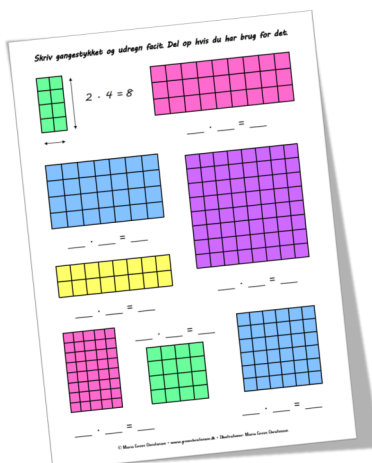


Tilgangen med opdeling kan senere udvikles til en fleksibel metode til regning med store tal.



Det første ark har alene fokus på opdeling. Gangestykket, som passer til illustrationen skrives ned og stykket opdeles i to mindre stykker ved at sætte en streg enten lodret eller vandret. Det er ikke mening at resultatet skal udregnes, da resultatet ikke er det interessante i denne opgave.

De næste to ark har fokus på at vælge den opdeling, som gør regnestykket lettest for den enkelte.


Det er forskelligt hvilke regnestykker vi kan udenad og derfor også forskelligt, hvilken opdeling der er mest hensigtsmæssig. Der skal opdeles på tre forskellige måder og skrives de nye regnestykker. Til sidst skal én af dem skal regnes helt færdig.



På de sidste to ark skal regnestykket stilles op og udregnes. Der opfordres til fortsat at bruge opdeling ved udregning, hvis det er et regnestykke, som man ikke kender resultatet til i forvejen. Multiplikation visualiseret som arealet af et rektangel kan senere bruges i skitseform til opdeling og udregning med store tal.


Del op i flere mindre gangestykker

$4 \cdot 7$



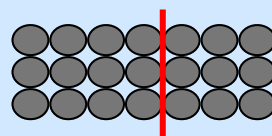
$_ \cdot _ + _ \cdot _$

$4 \cdot 9$




$_ \cdot _ + _ \cdot _$

$3 \cdot 7$




$3 \cdot 4 + 3 \cdot 3$

$8 \cdot 6$




$_ \cdot _ + _ \cdot _$

$8 \cdot 8$

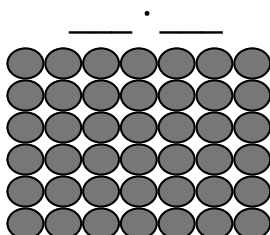


$_ \cdot _ + _ \cdot _$

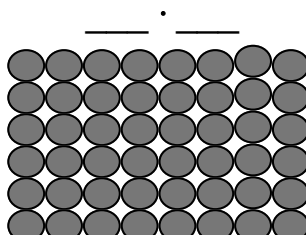
$7 \cdot 7$




$_ \cdot _ + _ \cdot _$




$_ \cdot _ + _ \cdot _$




$_ \cdot _ + _ \cdot _$




$_ \cdot _ + _ \cdot _$




$_ \cdot _ + _ \cdot _$




$_ \cdot _ + _ \cdot _$




$_ \cdot _ + _ \cdot _$



$_ \cdot _ + _ \cdot _$

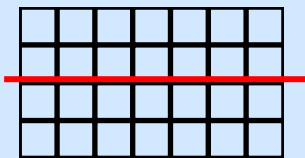


$_ \cdot _ + _ \cdot _$

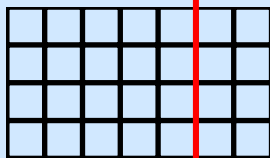


$_ \cdot _ + _ \cdot _$

Del op på 3 forskellige måder og regn én af dem færdig

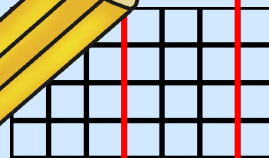


$$2 \cdot 7 + 2 \cdot 7$$

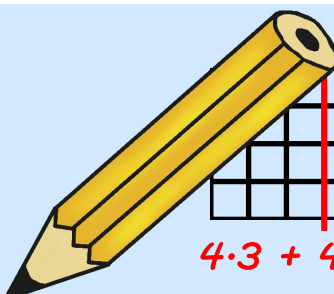


$$4 \cdot 5 + 4 \cdot 2$$




$$20 + 8 = 28$$



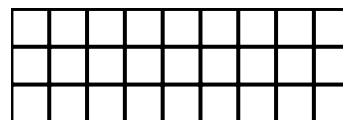


$$4 \cdot 3 + 4 \cdot 3 + 4 \cdot 1$$






$$6 \cdot 6 = \underline{\hspace{2cm}}$$



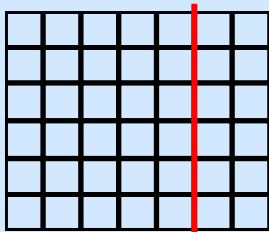
$$3 \cdot 9 = \underline{\hspace{2cm}}$$



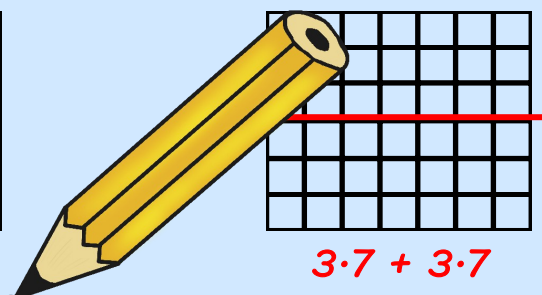
$$6 \cdot 8 = \underline{\hspace{2cm}}$$



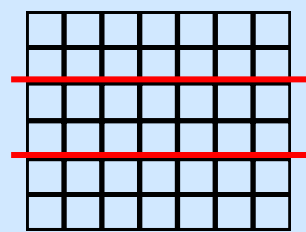
Del op på 3 forskellige måder og regn én af dem færdig



$$6 \cdot 5 + 6 \cdot 2$$
$$30 + 12 = 42$$






$$3 \cdot 7 + 3 \cdot 7$$






$$2 \cdot 7 + 2 \cdot 7 + 2 \cdot 7$$




$$7 \cdot 9 = \underline{\hspace{2cm}}$$



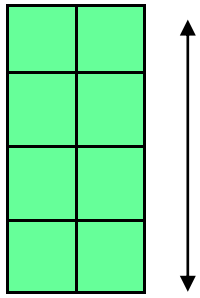
$$4 \cdot 8 = \underline{\hspace{2cm}}$$




$$6 \cdot 9 = \underline{\hspace{2cm}}$$




Skriv gangestykket og udregn facit. Del op hvis du har brug for det.




$$2 \cdot 4 = 8$$



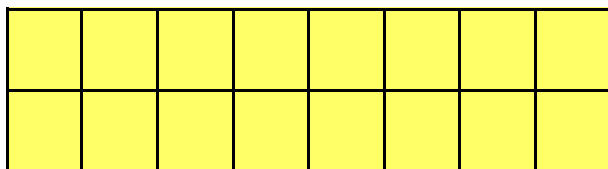
$$\underline{\quad} \cdot \underline{\quad} = \underline{\quad}$$




$$\underline{\quad} \cdot \underline{\quad} = \underline{\quad}$$





$$\underline{\quad} \cdot \underline{\quad} = \underline{\quad}$$



$$\underline{\quad} \cdot \underline{\quad} = \underline{\quad}$$



$$\underline{\quad} \cdot \underline{\quad} = \underline{\quad}$$





$$\underline{\quad} \cdot \underline{\quad} = \underline{\quad}$$

$$\underline{\quad} \cdot \underline{\quad} = \underline{\quad}$$


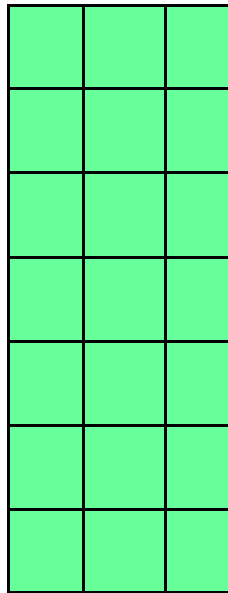
Skriv gangestykket og udregn facit. Del op hvis du har brug for det.

$4 \cdot 4 = 16$

_____ · _____ = _____




_____ · _____ = _____




_____ · _____ = _____

_____ · _____ = _____



_____ · _____ = _____



_____ · _____ = _____

_____ · _____ = _____