

FISK 11-19

Træn talnavnene 11-20 med et sjovt spil FISK

Ved at spille FISK med disse speciallavede talkort, udnyttes at man både siger og hører tallenes navne samtidig med at talnavnene kobles til talsymbolet. Herudover er tallenes værdi illustreret på kortene, som støtte til også at koble tallets værdi sammen med talnavnet.

Sådan gør du:

Print kortene på karton og klip dem ud.

Du skal bruge ét sæt kort pr. gruppe elever (2-4 spillere).

Spil FISK:

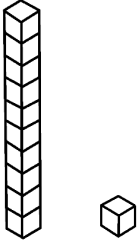
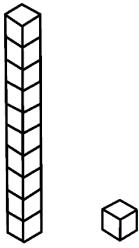
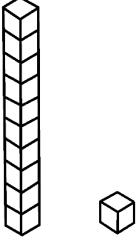
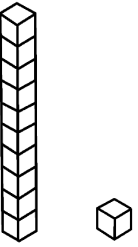
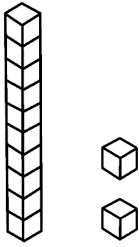
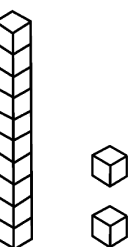
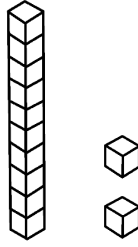
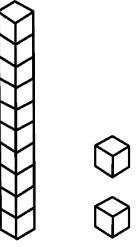
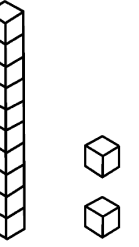



Fisk er et klassisk børnespil, hvor det gælder det om at samle stik. Et stik består af 4 kort med den samme værdi. Den spiller med flest stik, når spillet er slut, har vundet.

Bland kortene og giv hver spiller fem kort. Spred de resterende kort ud som en fiskedam med bagsiden opad.

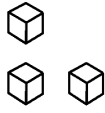
Den som starter udvælger et af sine kort på hånden og spørger en valgfri spiller, om vedkommende har samme kort på hånden. Har den anden spiller nogle kort med denne værdi, skal disse overdrages til spørgeren. Hvis man får det ønskede kort fra den anden spiller, er det ens tur igen. Hvis den anden spiller ikke har det kort som spørges efter, siger han ”FISK”, hvorefter spørgeren trækker et kort fra fiskedammen.

Når man har fået samlet et stik med 4 ens kort, så fjernes de 4 kort fra hånden og lægges på bordet ved siden af en selv. Hvis man undervejs i spillet løber tør for kort på hånden, så trækkes der blot tre nye fra bunken.

Spillet er slut, når ingen har flere kort på hånden og der ikke er flere kort i fiskedammen.

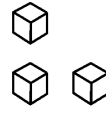
<p>11 11</p> 	<p>11 11</p> 	<p>11 11</p> 
<p>11 11</p> 	<p>12 12</p> 	<p>12 12</p> 
<p>11 11</p> 	<p>12 12</p> 	<p>13 13</p> 
<p>12 12</p> 	<p>12 12</p> 	<p>13 13</p> 

13



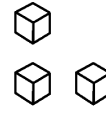
13

13



13

13



13

13

13

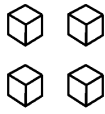
13

13

13

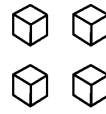
13

14



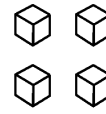
14

14



14

14



14

14

14

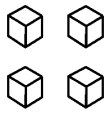
14

14

14

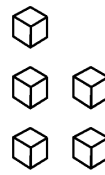
14

14



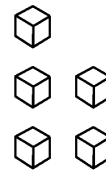
14

15



15

15



15

14

14

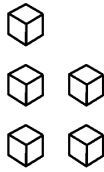
15

15

15

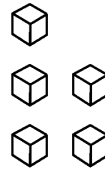
15

15



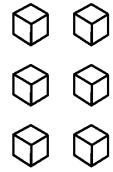
15

15



15

16



16

15

15

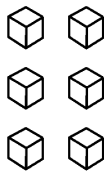
15

15

16

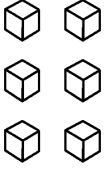
16

16



16

16



16

16

16

16

16

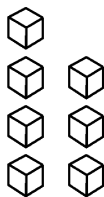
16

16

16

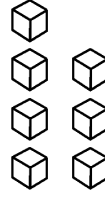
16

17



17

17



17

17

17

17

17

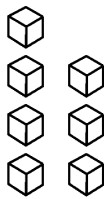
17

17

17

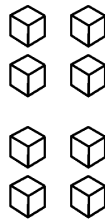
17

17



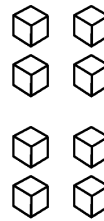
17

18



18

18



18

17

17

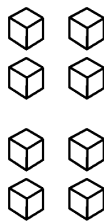
18

18

18

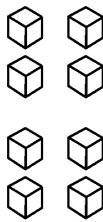
18

18



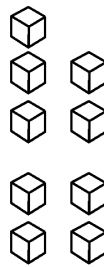
18

18



18

19



19

18

18

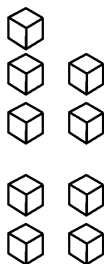
18

18

19

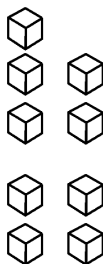
19

19



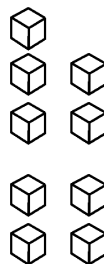
19

19



19

19



19

19

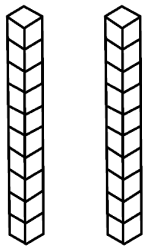


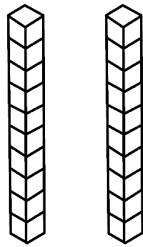
19

19

19

19

19

20	20	20	20	20	20
					
20	20	20	20	20	20
20	20				
					
20	20				