

SPILE MED

10'er vennerne

På de næste sider finder du først en oversigt over 10'er vennerne og så nogle kort med tal, samt ét surt æble, som du kan bruge til forskellige spil til træning af 10'er vennerne.


Start med at printe kortene på karton og klip dem ud. Du skal bruge ét sæt kort pr. par/gruppe.

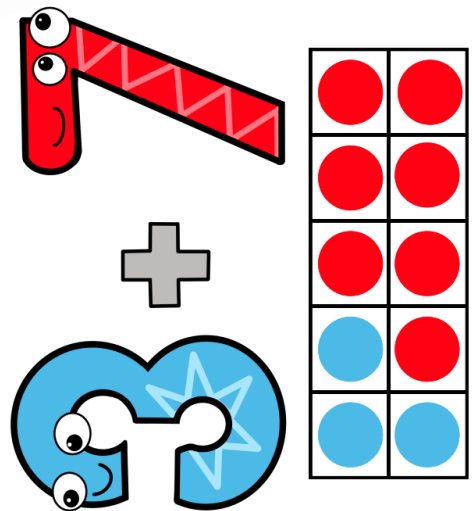
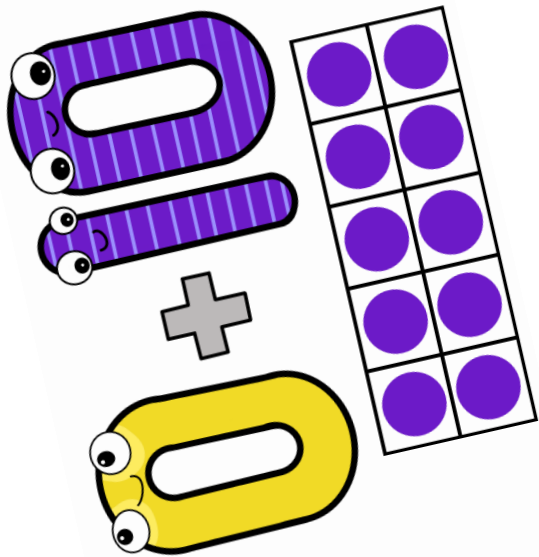

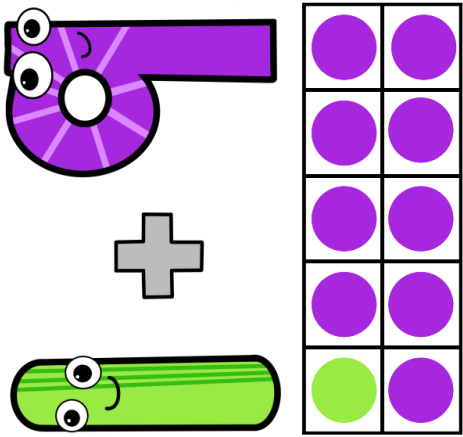


Kortene kan blandt andet bruges til vendespil, hvor man skal finde to 10'er venner (altså de to tal som tilsammen giver 10) for at få et stik.




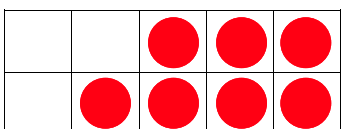
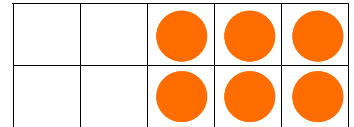
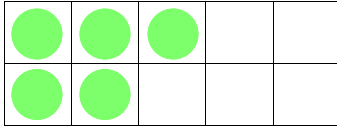
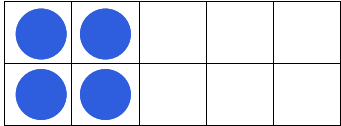

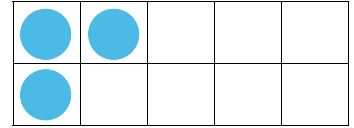
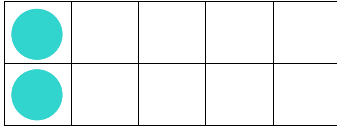

Man kan også bruge kortene til at spille en variant af det klassiske kortspil "Sorteper", som jeg har valgt at kalde for "Det sure æble".




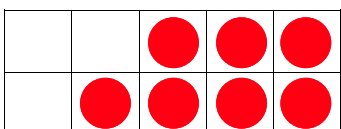
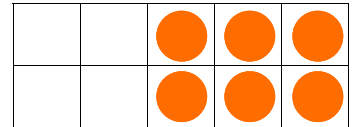
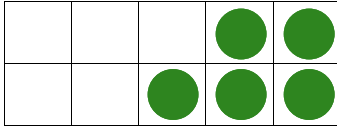
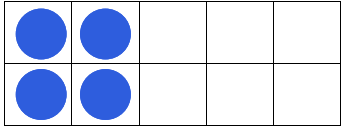

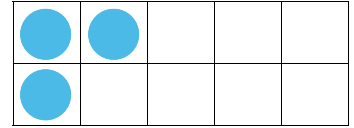
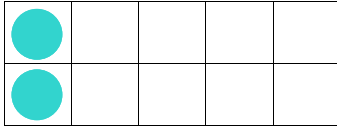

Regler til "Det sure æble"

- Alle kort deles ud mellem tre elever. Hver elev starter med at se, om de allerede har nogle 10'er venner - hvis de har, så vises de kort, som danner par, for medspillerne og lægges ned på bordet.
- Kortgiver lader medspilleren til venstre for sig trække et kort fra sin hånd. Kan han/hun bruge det til at danne et par med to 10'er venner, så lægges de ned. Hvis ikke, så beholder han/hun kortet.
- Derefter lader han/hun sin sidemand trække et kort fra sin hånd. Sådan fortsætter man bordet rundt.
- Spillet slutter, når der kun er et kort tilbage. Den, som sidder tilbage med det sure æble (der ikke har nogen venner), har tabt!










A card featuring a lowercase 'i' and a lowercase 'o' with large eyes and a smile. Below them is a 2x5 grid of purple dots.

A card featuring a lowercase 'i' and a lowercase 'o' with large eyes and a smile. Below them is a 2x5 grid of purple dots.



A card featuring a yellow uppercase 'O' with large eyes and a smile. Below it is a 2x5 grid of empty boxes.

A card featuring a yellow uppercase 'O' with large eyes and a smile. Below it is a 2x5 grid of empty boxes.